



Installation guide for trampolines Salto



1

The trampoline is supplied as one complete item and is ready for installation



2

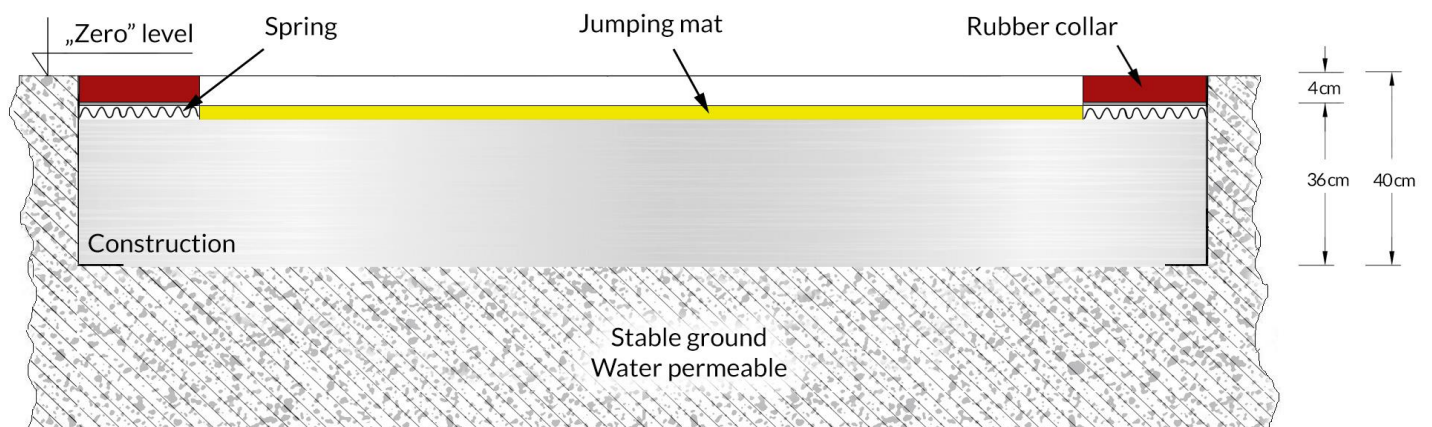
The trampoline is installed in the ground at a depth of 40 cm.

3

The trampoline is mounted directly on the hardened and levelled ground, which must be water-permeable

4

We recommend that there should be a safe surface around the trampoline to protect children from falls



NOTE!

- The width of the hole should be larger than the size of the trampoline - this will make installation easier.
- If the ground is not very stable or weak we recommend to strengthen it. All depends on the quality of the ground at the installation site so the final decision should always be made by construction manager basing on local terms and conditions.